

## Arova Patina

1009

Colourless, solvent-based basic stain for mixing patina stains, for use in **trade** and **industry**. Special colours available as ready-to-use stains

### PRODUCT DESCRIPTION

#### General

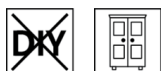
Colourless, solvent-based basic stain for mixing patina stains (to achieve special effects, e.g. ageing effects). It is easy to achieve your desired colour by mixing in Solva-Tint 9035 dyestuff concentrates to provide the colour. The patina stains, which are made with Arova Patina Colourless 1009400100, and the special colours available as ready-to-use stains, can be used to create a patina effect on both water-based and solvent-based coated surfaces.

#### Special properties and standards



- **French ordinance DEVL1104875A**  
Marking of construction coating products for their emission of volatile pollutants: A+

#### Application area



For furniture, interior fixtures, wall paneling and wood ceilings.  
Matching colour differences when painting furniture and interior fittings.  
Can also be used directly on wood to match minor differences in colour.  
Depending on the furniture coating used, the product is suitable for surfaces of furnitures and interior finishing in application areas II – IV according to ÖNORM A 1610-12.  
Application in combination with a suitable topcoat system.

### PROCESSING

#### Processing instructions



- Please stir product well before and during use.
- The temperature of the product and object, and the room temperature must be at least + 15 °C.
- Arova Patina (1009) is patinated between primer and topcoat.
- If Arova Patina (1009) is used directly on the wood, then no additional stain should be applied (risk of marks forming).
- Applying patina stains requires a certain degree of skill. Experience has shown that you need to take particular care when applying dark colours across a large area if you want to achieve a uniform look.
- Do not return the product from the application tool or product contaminated with wood dust to the original container.
- Any change in the processing sequence, environmental conditions, non-observance of instructions or the use of products not listed may have an unfavourable effect on the result.

- Please observe our **ARL 110 - Working guidelines for staining Wood.**

### Quantity to be added



### Component that provides the colour:

Solva-Tint (9035) in various colours.

Usual quantity of Solva-Tint (9035) to be added:  
approx. 20 - 30 %; in special cases up to 50 % of Arova Patina Farblos (1009400100).

Carefully stir Solva-Tint (9035) into Arova Patina Farblos (1009400100).

Patina stains that have been mixed can still be used for approx. 3 months if they have been kept in sealed containers.

### Application technique



|                              | Cup gun   |
|------------------------------|-----------|
| Spraying nozzle Ø (mm)       | 0,8 - 1,2 |
| Spraying pressure (bar)      | 2,0 - 3,0 |
| Yield per application (m²/l) | 10 - 15   |

The stated yield includes spray loss.

The shape and surface condition of the workpiece as well as the type of application influence the actual consumption. Accurate values for consumption must be obtained by applying trial coats in advance.

### Drying times

(at 23 °C and 50 % rel. humidity)



|                                     |            |
|-------------------------------------|------------|
| Recoatable (solvent-based coatings) | 15 minutes |
| Recoatable (water-based coatings)   | 30 minutes |

The figures given above are reference values. The drying time depends on the type of substrate, coat thickness, temperature, air exchange and relative atmospheric humidity.

Avoid direct sunlight!

### Cleaning the working equipment



With Waschverdünner (8501) or Nitro-Verdünner (8017) immediately after use.

## SUBSTRATE

### Type of substrate

#### As a patina stain between coats of varnish:



Stained or unstained primed furniture surfaces.

#### As an equalising stain applied directly onto wood

Fine pored and coarsely porous hardwoods

### Substrate property

The substrate must be dry, clean, capable of holding the paint, and it must be free of grease and wax and free from wood dust.

|   |   |
|---|---|
| <b>Substrate preparation</b>  | <p><b>Staining of the substrate in the desired basic shade:</b></p> <p>For softwoods we recommend the use of Arova Ultra (1360) or Arova Alpin (1361), for hardwoods varnishes such as Arova Flex (1340) or Arova Classic (1333); both water-based and solvent-based coatings can be used for the varnish types listed.</p> <p><b>Applying a patina finish directly onto the wood</b></p> <p>Grit size 150 – 180</p> <p>Thoroughly remove sanding dust, especially from the wood pores.</p> <p>It is not necessary to wet the wood before staining.</p> |
| <b>COATING SYSTEM</b>   |   |
| <b>Primer coat</b>  | Prime the stained surfaces with furniture varnish systems such as Bluefin Resist (2963) or Aduro Legnopur (2513).   |
| <b>Intermediate sanding</b><br>          | <p>Grit size 240 – 320</p> <p>Avoid sanding straight through!</p> <p>Remove sanding dust.</p>   |
| <b>Product application</b>  | <p>Spray on the patina stain in a gradual, even manner.</p> <p>You can miss out this step if the patina stain is used directly on the wood.</p>   |
| <b>Subsequent coating</b>   | <p>The final topcoat has to be done with the same coatings as used for the primer application, with a normal application quantity. do not apply a too thin layer.</p> <p>For a good intermediate adhesion it is very important to apply the topcoat within a working day. Longer waiting times lead to reduced adhesion.</p>  |
| <b>ORDERING INFORMATION</b>   |   |
| <b>Size of trading unit</b>   | <p>Arova Patina (1009): 1l, 5l</p> <p>Solva-Tint (9035): 250 ml</p> <p>More sizes on request.</p>   |
| <b>Colour shades / Glosslevels</b><br> | <p>Arova Patina Farblos (1009400100)</p> <p>Special colours (1009) &amp; colour numbers</p> <p>Prior to applying the stain and the coating, you should always stain a sample on the original wood and treat it with the intended coating material in order to assess the final colour shade. Only use stains from the same batch for a commission.</p>  |
| <b>Supplementary products</b>   | <p>Aduro Legnopur (2513)</p> <p>Arova Alpin (1361)</p> <p>Arova Classic (1333)</p> <p>Arova Flex (1340)</p> <p>Arova Ultra (1360)</p> <p>Bluefin Resist (2963)</p> <p>Nitro-Verdünner 8017 (8017)</p> <p>Solva-Tint (9035)</p> <p>Waschverdünner 8501 (8501)</p> <p>Please refer to the corresponding technical data sheets of the products.</p>  |

## FURTHER DETAILS

### Durability / storage



Min. 1 year(s) in the original sealed containers.  
Cool, but frost-free.

### Safety information



The product is only suitable for the industrial and professional use.

The inhalation of paint aerosols during spray application must generally be avoided. This is ensured by the proper use of a respirator (combination filter A2/P2).

Further information on the subject of safety during transport, storage and handling as well as disposal can be found in the relevant safety data sheet. The current version can be accessed on the Internet at **[www.adler-lacke.com](http://www.adler-lacke.com)**.