

Aquawood Covapro 60

5027

Water-based, glossy, opaque top coat for wooden windows and front doors for industrial and commercial use

System-matched in a 3-layer structure

PRODUCT DESCRIPTION

General

Water-based, glossy, pigmented top coat with excellent weather resistance and long-term elasticity. The product is characterised by high block resistance, very good impact resistance, fast water resistance, short drying times and good haptic properties. Good stability on vertical surfaces with optimum levelling. Particularly low number of microbubbles during airless spraying due to highly active defoamer/deaerator.

Special properties and standards



- Proof of suitability according to DIN EN 927-2



- DIN 53160-1 and DIN 53160-2
Perspiration and saliva-proof properties



- ÖNORM EN 71-3
Safety of toys; migration of certain elements (free of heavy metals)



- Declared in baubook
Product has been declared and validated



- KOMO® product certificate
KOMO® certification 33392 based on BRL 0817 "Film-forming intermediate and top coat systems on wood".



- French ordinance DEVL1104875A
Marking of construction coating products for their emission of volatile pollutants: A+

Application area



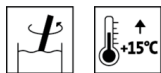
For dimensionally stable timber components for exterior and interior use, such as e.g. wooden windows and front doors.

For humid areas (e.g. indoor pools) only with a special coating system.

For non-dimensionally stable timber components in the outdoor area we recommend for example Pullex Color (4403) or Pullex Aqua-Color (5325).

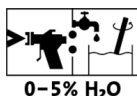
PROCESSING

Processing instructions



- Please stir the product before use. However, prevent entry of air while stirring.
- The temperature of the product and object, and the room temperature must be at least + 15 °C.
- The optimal conditions for use are between 15 - 25 °C with a relative atmospheric humidity between 40 - 80 %.
- Too high dry film thicknesses from approx. 120 µm reduce the diffusion capacity and should thus be avoided.
- Sealants must be compatible with the coat and may only be applied once the paint has dried through. Sealing profiles with plasticizers tend to stick together in combination with paints. Please only use those types that have been tested.
- When changing from Aquawood Covapro 60 (5027) to other water-based paint systems, care must be taken to adequately clean the pipes and spray equipment, preferably with warm water.
- Any change in the processing sequence, environmental conditions, non-observance of instructions or the use of products not listed may have an unfavourable effect on the result. Deviations lead to film and adhesion problems as well as to impairments with regard to weathering and color stability.
- Please follow our **ARL 300 - Working guideline for coating dimensionally stable and limited dimensionally stable construction elements - General part** along with all standards and guidelines for window construction.

Application technique



	Airless	Airless air-supported (Airmix®, Aircoat, etc.)
Spraying nozzle Ø (mm)	0,28 - 0,33	
Spray nozzle (Ø inch)	0,011 - 0,013	
Nozzle angle (°)	20 - 40	
Spraying pressure (bar)	80 - 100	
Vaporizer Air (bar)	-	0,5 - 1,5
Spraying distance (cm)	25	
Diluent	Water	
Diluent amount added (%)	0 - 5	
Applied quantity per application (g/m ²)	160 - 210	
Wet film (µm)	150 - 200	
Dry film complete coating system (µm)	100 - 120	

The shape and surface condition of the workpiece as well as the type of application influence the actual consumption. Accurate values for consumption must be obtained by applying trial coats in advance.

Drying times

(at 23 °C and 50 % rel. humidity)




Dust-dry (ISO 1517)	approx. 1 hour(s)
Tack-free	approx. 3 hour(s)
Stackable with PE fine foam spacers at room temperature	approx. 5 hour(s)
Stackable with PE fine foam spacers after forced drying 20 minutes Evaporation/dripping zone 90 minutes drying stage (35 - 40 °C) 20 minutes cooling stage	approx. 130 minutes

The figures given above are reference values. The drying time depends on the type of substrate, coat thickness, temperature, air exchange and relative atmospheric humidity.

Lower temperatures and/or high level of atmospheric humidity can increase the drying time.

Avoid direct sunlight!

Cleaning the working equipment



With water immediately after use.

To remove dried paint residues we recommend using Aqua-Cleaner (8029) (diluted 1:1 with water).

SUBSTRATE

Type of substrate

Wood in accordance with the guidelines for window construction.

Substrate property

The substrate must be dry, clean, capable of holding the paint, free from separating substances such as grease, wax, silicone, resin etc. and free from wood dust, as well as tested for suitability for coating.

Wood moisture

13 % ± 2 %

COATING SYSTEM

General

The following coating systems are exemplary.

KOMO-certified coating systems can be found under: <https://www.komo.nl/certificaten/33392/>

Impregnation

1 x Aquawood Primo A2 (5452)

Intermediate drying time: approx. 4 hours

Use wood preservatives safely. Always read the label and observe the respective technical data sheets of the products before use.

Please follow our **ARL 056 - Working guideline for the use of wood preservatives.**

Intermediate coat

1 x Aquawood Intercare ISO (5503)

or

1 x Aquawood Intercare SQ (5522)

or

1 x Aquawood Intercare ES (5501)

Intermediate drying time: approx. 4 hours

Intermediate sanding



Grit size 220 – 280

Remove sanding dust.

Finishing coat

1 x Aquawood Covapro 60 (5027)

For front doors

An additional application of Aquawood Protect (5128) (colourless two-component varnish) is necessary.

MAINTENANCE

Care

The durability depends on several factors: these include particularly the type of weathering, constructive protection, mechanical stress and the choice of colour applied. To obtain long durability, regular inspection, maintenance and, if necessary, repair measures are necessary.

Annual cleaning with Top-Cleaner (7208) and maintenance with Top-Care (7227) in the package with Windoor Care-Set (7229).

Maintenance

Please follow our **ARL 304 - Working guideline for coating dimensionally stable and limited dimensionally stable construction elements - Maintenance and repair.**

ORDERING INFORMATION

Size of trading unit

5 kg, 10 kg, 25 kg

Colour shades / Glosslevels



Standard colour(s):

RAL9010 Reinweiß (5027009010)

RAL9016 Verkehrsweiß (5027009016)

Other colour shades can be obtained using the **ADLER colour mixing system ADLERMix.**

Base paint(s):

Aquawood Covapro 60 W10 Weiß, tönbar (5027000010)

Aquawood Covapro 60 Basis W30 (5027000030)

In order to ensure uniformity of the colour shade, use only material with the same batch number on a given surface.

It is recommended to prepare a trial colour sample on the original substrate using the coating system selected in order to assess the final colour shade.

Please observe our **ARL 800- Working guideline for working (including care and maintenance) with ADLER Mix, PUR Mix and Color4You dosing machines.**

Supplementary products

Aqua-Cleaner 8029 (8029)

Aquawood Intercare ES (5501)

Aquawood Intercare ISO (5503)

Aquawood Intercare SQ (5522)

Aquawood Primo A2 (5452)

Aquawood Protect (5128)

Pullex Aqua-Color (5325)

Pullex Color (4403)

Top-Care (7227)

Top-Cleaner (7208)

Windoor Care-Set (7229)

Please refer to the corresponding technical data sheets of the products.

FURTHER DETAILS

Durability / storage



Min. 1 year(s) in the original sealed containers.

Make sure the product is protected against moisture, direct sunlight, frost and high temperatures (above 30 °C).

Close opened containers well and use up the content as soon as possible.

Technical specifications

VOC content of the ready-to-use mixture: EU limit for Aquawood Covapro 60 (Cat A/d): 130 g/l.

Aquawood Covapro 60 contains maximum 50 g/l VOC.

Giscode

BSW30

DGNB (German Sustainable Building Council)

Quality level 4 (with factory coating)

Safety information



The product is only suitable for the industrial and professional use.

The inhalation of paint aerosols during spray application must generally be avoided. This is ensured by the proper use of a respirator (combination filter A2/P2).

When sanding, use at least a P2 dust filter as personal safety equipment to protect against abrasive and wood dust. In case of hardwood (especially for Beech, Oak) a dust filter P3 is recommended.

Further information on the subject of safety during transport, storage and handling as well as disposal can be found in the relevant safety data sheet. The current version can be accessed on the Internet at www.adler-lacke.com.
