

## Protor-Primo

4521

Solvent-based, **transparent primer** for **exterior doors**, for use in industry and trade  
Optimised for a **3-layer coating system**

### PRODUCT DESCRIPTION

#### General

Solvent-based, pigmented primer formulated with alkyd resin with very good pore wetting, grain accentuation, lightfastness and transparency. A long open time means that the product can be very effectively spread out and worked in.

#### Special properties and standards



- The coating is protected against blue stain and mould by a biocidal active substance.

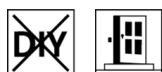
#### Active substance:

2.4 g/kg (0.24 %) 3-Iod-2-propinylbutylcarbamate

- French ordinance DEVL1104875A**  
Marking of construction coating products for their emission of volatile pollutants: A+

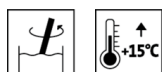
#### Application area

High-quality wooden front doors.



### PROCESSING

#### Processing instructions



- Please stir the product before use.
- The temperature of the product and object, and the room temperature must be at least + 15 °C.
- The optimal conditions for use are between 15 - 25 °C with a relative atmospheric humidity between 40 - 80 %.
- On hardwoods we recommend the addition of 10 % PUR-Hardener 8419 (8419) or Legno Hardener (7084) to ensure optimum drying. The pot life is 4 hours with PUR-Hardener 8419 (8419) and 1 working day with Legno Hardener (7084).
- Apply the product and leave a short time to take effect and then carefully wipe off the excess with a cotton cloth or pack of gauze in the direction of the fibre. The formation of a film must be avoided at all costs!
- Attention:** Care should be taken to sand the wood uniformly and to apply the product evenly!
- Please follow our **ARL 305 - Working guideline for coating dimensionally stable and limited dimensionally stable construction elements - Coating of front doors and garage doors.**

## Application technique



	Cup gun	Brushing	Wiping
Spraying nozzle Ø (mm)	1,6 - 2,2	-	-
Spraying pressure (bar)	1,5	-	-
Diluent	KH-Spritzverdünner (8014)		
Diluent amount added (%)	10		
Applied quantity per application (ml/m <sup>2</sup> )	80	50 - 80	30 - 60

The shape and surface condition of the workpiece as well as the type of application influence the actual consumption. Accurate values for consumption must be obtained by applying trial coats in advance.

## Drying times

(at 23 °C and 50 % rel. humidity)



Tack-free	approx. 5 hour(s)
Thoroughly dried	approx. 12 hour(s)
Subsequent coating	approx. 24 - 48 h

The figures given above are reference values. The drying time depends on the type of substrate, coat thickness, temperature, air exchange and relative atmospheric humidity.

To ensure perfect drying, good room ventilation must be provided.

Lower temperatures and/or high level of atmospheric humidity can increase the drying time.

Avoid direct sunlight!

## Cleaning the working equipment



7231



8014

With Adlerol-Terpentinölersatz (7231) or KH-Spritzverdünner (8014) immediately after use.

## SUBSTRATE

### Type of substrate

Hardwoods and softwoods

### Substrate property

The substrate must be dry, clean, capable of holding the paint, free from separating substances such as grease, wax, silicone, resin etc. and free from wood dust, as well as tested for suitability for coating.

### Wood moisture

13 % ± 2 %

### Substrate preparation

Sand the wood using grit size 120 or 150, if possible shortly before applying the coating, for optimal adhesion and drying and even colour distribution!

## COATING SYSTEM

### General




The following coating systems are exemplary.

### Impregnation

If protection against blue stain and fungal attacks is required in outdoor areas, impregnate your surface 1 x with Aquawood Primo TIM (5425) (applies to woods in Durability Class 3 – 5 in accordance with EN 350).

Use wood preservatives safely. Always read the label and observe the respective technical data sheets of the products before use.

Please follow our **ARL 056 - Working guideline for the use of wood preservatives.**

<b>Intermediate sanding</b> 	Grit size 180 is required for even colour distribution! Remove sanding dust.
<b>Primer coat</b>	1 x Protor-Primo (4521)
<b>Intermediate coat</b>	<b>Softwoods:</b> 1 x Aquawood Protor-Base L (5807) <b>Hardwoods and Larch:</b> 2 x Aquawood Protor-Base L (5807)
<b>Intermediate sanding</b> 	Grit size 220 – 280 Remove sanding dust.
<b>Finishing coat</b>	1 x Aquawood Protor-Finish L (5809)
<b>ORDERING INFORMATION</b>	
<b>Size of trading unit</b>	750 ml; 2.5 l
<b>Colour shades / Glosslevels</b>  <b>Color4You</b> 	<p>Colour shades can be obtained using the <b>ADLER colour mixing system Color4You.</b></p> <p><b>Base paint(s):</b>  Protor-Primo Basis W30 (50770)</p> <p>The final colour is basically obtained from the inherent colour of the wood, the applied quantity, the colour of the impregnation and the colour of the finishing coat.</p> <p>In order to ensure uniformity of the colour shade, use only material with the same batch number on a given surface.</p> <p>It is recommended to prepare a trial colour sample on the original substrate using the coating system selected in order to assess the final colour shade.</p> <p>In order to lay particular emphasis on the wood structure, the colour shade of Protor-Primo selected should be darker than the one of the top-coat.</p> <p>Please consume blended products within 3 months.</p>
<b>Supplementary products</b>	Adlerol-Terpentinölersatz (7231) Aquawood Protor-Base L (5807) Aquawood Protor-Finish L (5809) Aquawood Primo TIM (5425) KH-Spritzverdünner 8014 (8014) Legno Hardener (7084) Protor-Primo (4521)  Please refer to the corresponding technical data sheets of the products.

## FURTHER DETAILS

### Durability / storage



Min. 3 year(s) in the original sealed containers.

Make sure the product is protected against moisture, direct sunlight, frost and high temperatures (above 30 °C).

We recommend to transfer the contents of open containers to smaller ones in order to prevent gelling / skin formation.

Close opened containers well and use up the content as soon as possible.

### Technical specifications

VOC content of the ready-to-use mixture: Limit value according to Directive 2004/42/EC for Protor-Primo (Cat A/f): 700 g/l.  
Protor-Primo contains a maximum of 720 g/l VOC.

### Safety information



The product is only suitable for the industrial and professional use.

When using cloths that have been soaked with oxidative drying products, there is a risk of spontaneous combustion! Spread soaked cloths out and let them dry; it is necessary to store them in sealed metal containers or under water.

The inhalation of paint aerosols during spray application must generally be avoided. This is ensured by the proper use of a respirator (combination filter A2/P2).

When sanding, use at least a P2 dust filter as personal safety equipment to protect against abrasive and wood dust. In case of hardwood (especially for Beech, Oak) a dust filter P3 is recommended.

Further information on the subject of safety during transport, storage and handling as well as disposal can be found in the relevant safety data sheet. The current version can be accessed on the Internet at [www.adler-lacke.com](http://www.adler-lacke.com).