

Legno Natura-Öl

7019

Food-safe, solvent-free and additive-free **natural oil** for DIY and trade.

PRODUCT DESCRIPTION

General

Food-safe, natural vegetable oil made with 100% renewable raw materials, pleasant-to-use viscosity and low-odour, non-yellowing formula. Free from solvents and additives, good accentuation of the wood grain and a pleasant feel.

Hardening is achieved through the uptake of oxygen in the air (oxidative drying).

Special properties and standards



- **ADLER green product**

ADLER green products are objectively tested and certified according to three categories: Environment, Health & Safety, and Durability. Only products that score positively in all these areas are awarded the green sustainability label.



- **DIN 53160-1 and DIN 53160-2**

Perspiration and saliva-proof properties



- **ÖNORM EN 71-3**

Safety of toys; migration of certain elements (free of heavy metals)



- **French ordinance DEVL1104875A**

Marking of construction coating products for their emission of volatile pollutants: A+

Application area



For the surface treatment of objects that are intended to come into contact with food, e.g. chopping and serving boards or fruit bowls.

Substances contained

Natural vegetable oils

PROCESSING

Processing instructions



- Please shake the product before use.
- The product is ready to use.
- The temperature of the product and object, and the room temperature must be at least +10 C.

- The optimal conditions for use are between 20 - 25 °C with a relative atmospheric humidity between 40 - 60 %.
- Apply the product and leave a short time to take effect and then carefully wipe of the excess with a cotton cloth or pack of gauze in the direction of the fibre. The formation of a film must be avoided at all costs!
- The high solids content means that one application is generally sufficient.
- Due to the natural drying speed of the product, in particular with end-grain chopping boards, please apply very sparingly.
- Apply a maximum of one thin coat of this product to the inner surfaces of furniture and cabinets on account of possible odours.
- **Attention:** Care should be taken to sand the wood uniformly and to apply the product evenly!
- **Important:** With hardwoods and tropical woods that are rich in active substances, we strongly recommend doing a test treatment with Legno Natura-Öl (7019) before proceeding.
- Any change in the processing sequence, environmental conditions, non-observance of instructions or the use of products not listed may have an unfavourable effect on the result.
- Please read and take note of our working guidelines **ARL 013 – Safety measures required for the use of oils and waxes that dry by oxidation** and **ARL 160 – Working guidelines for oils and waxes**.

Application technique



	Brushing	Wiping
Yield per application (m ² /l)	15 - 30	

The shape and surface condition of the workpiece as well as the type of application influence the actual consumption. Accurate values for consumption must be obtained by applying trial coats in advance.

Drying times

(at 23 °C and 50 % rel. humidity)

Follow-up treatment	24 h
Thoroughly dried	7 day(s)

Drying depends on the substrate, layer thickness, temperature, air exchange, relative humidity, stacking pressure and stacking conditions.

To ensure perfect drying, good room ventilation must be provided. Low ventilation, e.g. from dense stacking, delays drying.

On types of woods rich in extracts (such as oak, iroko), drying may be delayed.

Lower temperatures and/or high level of atmospheric humidity can increase the drying time.

Cleaning the working equipment







7003

With Legno-Reiniger (7003) immediately after use.

SUBSTRATE

Type of substrate

Fine-pored and coarse-pored hardwoods and softwoods.

Substrate property	The substrate must be dry, clean, capable of holding the paint, free from separating substances such as grease, wax, silicone, resin etc. and free from wood dust, as well as tested for suitability for coating.
Wood moisture	Hardwoods: $12 \pm 2 \%$ Softwoods: $15 \pm 2 \%$
Substrate preparation 	Graduated wood sanding Grit size 180 - 240 It's a good idea to apply water to the sanded wood and then, once it has dried, to sand it smooth with a sandpaper with grit size 200 - 240; with solid oak, this step is a must.
PROCESSING STEPS	
Basic treatment	If necessary: 1 x Legno Natura-Öl (7019)
Intermediate sanding 	Slight smooth sanding: Grit size 280 – 360 Avoid sanding straight through! Remove sanding dust.
Final treatment	1 x Legno Natura-Öl (7019)
CLEANING AND MAINTENANCE	
Cleaning	Clean with water or a mild household cleaning agent. Cleaning must be carried out at the earliest 14 days after application of the oil/wax/hard wax oil. Abrasive cleaning agents should not be used.
Maintenance	For retouching work and maintenance apply 1 coat of Legno Natura-Öl (7019) and remove the excess. Please read and take note of our ARL 261 – Care instructions for objects treated with Legno Natura-Öl 7019
ORDERING INFORMATION	
Size of trading unit	0.5 l
Colour shades / Glosslevels	Legno Natura-Öl (7019000210)
Supplementary products	Legno Reiniger (7003) Please refer to the corresponding technical data sheets of the products.
FURTHER DETAILS	
Durability / storage  	Min. 1 year(s) in the original sealed containers. Make sure the product is protected against moisture, direct sunlight, frost and high temperatures (above 30 °C). Before coming into contact with food, surfaces oiled with Legno Natura-Öl (7019) must be allowed to dry for at least a week at +20°C with adequate air circulation.

Surfaces finished with Legno Natura-Öl (7019) must be flawless before coming into contact with food and should be protected from exposure to intense light or heat.

Giscode

 Ö10+

Safety information


The inhalation of paint aerosols during spray application must generally be avoided. This is ensured by the proper use of a respirator (combination filter A2/P2).

When using cloths that have been soaked with oxidative drying products, there is a risk of spontaneous combustion! Spread soaked cloths out and let them dry; it is necessary to store them in sealed metal containers or under water.

When sanding, use at least a P2 dust filter as personal safety equipment to protect against abrasive and wood dust. In case of hardwood (especially for Beech, Oak) a dust filter P3 is recommended.

Using the product in spraying booths, which are contaminated with nitrocellulose-containing spray dust, is prohibited owing to the risk of self-ignition!

Further information on the subject of safety during transport, storage and handling as well as disposal can be found in the relevant safety data sheet. The current version can be accessed on the Internet at **www.adler-lacke.com**.
