

Arova Antik-Patina

1003

Pigmented glaze to achieve various ageing effects, for use in **trade** and **industry**

PRODUCT DESCRIPTION

General

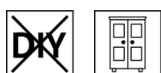
Pigmented glaze formulated with alcohol to achieve various ageing effects and an antique character on wood. You can use either solvent-based or water-based furniture varnish as a primer. To achieve an antique character when coating furniture and interior fittings for the first time.

Special properties and standards



- **French ordinance DEVL1104875A**
Marking of construction coating products for their emission of volatile pollutants: A+

Application area



For furniture, interior fixtures, wall paneling and wood ceilings.

Depending on the furniture coating used, the product is suitable for surfaces of furnitures and interior finishing in application areas II – IV according to ÖNORM A 1610-12.

Application in combination with a suitable topcoat system.

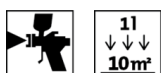
PROCESSING

Processing instructions



- Please stir and shake the product well before use. This makes the product low viscosity and processable.
- The temperature of the product and object, and the room temperature must be at least + 15 °C.
- Arova Antik-Patina (1003) is patinated between primer and topcoat.
- Very high application quantities must be avoided as the topcoat may show reduced adhesion in these areas.
- Do not return the product from the application tool or product contaminated with wood dust to the original container.
- Any change in the processing sequence, environmental conditions, non-observance of instructions or the use of products not listed may have an unfavourable effect on the result.
- Please observe our **ARL 110 - Working guidelines for staining Wood**.

Application technique



| | Cup gun |
|-------------------------|-----------|
| Spraying nozzle Ø (mm) | 1,5 - 1,8 |
| Spraying pressure (bar) | 1,5 |

| | |
|---|----|
| Yield per application (m ² /l) | 10 |
|---|----|

The stated yield includes spray loss.

The shape and surface condition of the workpiece as well as the type of application influence the actual consumption. Accurate values for consumption must be obtained by applying trial coats in advance.

Drying times

(at 23 °C and 50 % rel. humidity)



| | |
|-----------------------------------|------------|
| Removable | 30 minute |
| Recoatable (solvent-based paints) | 30 minutes |
| Recoatable (water-based paints) | 30 minutes |

The figures given above are reference values. The drying time depends on the type of substrate, coat thickness, temperature, air exchange and relative atmospheric humidity.

Avoid direct sunlight!

Cleaning the working equipment



8501



8017

With Waschverdünner (8501) or Nitro-Verdünner (8017) immediately after use.

SUBSTRATE

Type of substrate

Hard and softwood (solid wood-, veneer-, (coated) chipboard-, wood fibre boards)

Substrate property

The substrate must be dry, clean, capable of holding the paint, and it must be free of grease and wax and free from wood dust.

Substrate preparation

Staining of the substrate in the desired basic shade:

For softwoods we recommend the use of Arova Ultra (1360) or Arova Alpin (1361), for hardwoods varnishes such as Arova Flex (1340) or Arova Classic (1333); both water-based and solvent-based coatings can be used for the varnish types listed.

COATING SYSTEM

Primer coat

1 - 2 x primed with intermediate sanding with furniture coating systems such as Aduro Legnopur (2513) or Bluefin Resist (2963).

Intermediate sanding




At least after a drying time of approx. 3 h at room temperature, preferably overnight Grit size 280 / then re-sand with an abrasive fleece (e.g. Scotch Brite from company 3 M)

If shorter intermediate drying times are chosen, Arova Antik-Patina (1003) is more difficult to remove from the surfaces.

For brushed surfaces, the intermediate sanding is carried out with an abrasive fleece.

Avoid sanding straight through! Dust off surfaces!

| | |
|---|---|
| Product application | <p>1 x Arova Antik-Patina (1003) / The product is applied evenly and not too thickly by spraying onto the surfaces which have just been sanded.</p> <p>After a drying time of approx. 20 minutes at room temperature, the patina is removed at the raised areas with a sandpaper (grit size 280); afterwards, if necessary, it can be slightly reworked with an abrasive fleece. Due to this method of working, the product remains in the recesses and corners of the profiled parts and gives the workpiece the desired antique character.</p> |
| Subsequent coating | <p>The final topcoat has to be done with the same coatings as used for the primer application, with a normal application quantity. do not apply a too thin layer.</p> <p>In order to achieve good intermediate adhesion, it is important that the intermediate sanding, the subsequent application and removal of Arova Antik-Patina (1003) and the application of the topcoat are carried out within 8 hours. Longer waiting times lead to reduced adhesion.</p> |
| ORDERING INFORMATION | |
| Size of trading unit | 750 ml, 5 l |
| Colour shades / Glosslevels  | <p>Standard colour(s): Farblos (1003400100) Weiß (1003040741) Rotbraun (1003040742) Dunkelbraun (1003040743) Schwarz (1003040744) Creme (1003040745) Grau (1003040747) Beige (1003040746)</p> <p>The stains can be mixed with each other and brightened with Arova Antik-Patina Farblos (1003400100).</p> <p>Prior to applying the stain and the coating, you should always stain a sample on the original wood and treat it with the intended coating material in order to assess the final colour shade. Only use stains from the same batch for a commission.</p> |
| Supplementary products | <p>Aduro Legnopur (2513) Bluefin Resist (2963) Arova Alpin (1361) Arova Classic (1333) Arova Flex (1340) Arova Ultra (1360) Nitro-Verdünner 8017 (8017) Waschverdünner 8501 (8501)</p> <p>Please refer to the corresponding technical data sheets of the products.</p> |

FURTHER DETAILS

Durability / storage



Min. 1 year(s) in the original sealed containers.
Cool, but frost-free.

Safety information



The product is only suitable for the industrial and professional use.

The inhalation of paint aerosols during spray application must generally be avoided. This is ensured by the proper use of a respirator (combination filter A2/P2).

Further information on the subject of safety during transport, storage and handling as well as disposal can be found in the relevant safety data sheet. The current version can be accessed on the Internet at **www.adler-lacke.com**.
